

# Oden LED

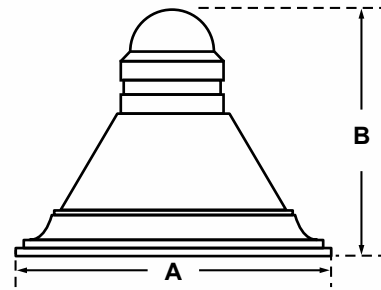
Project Name:

Catalog Number:

Type



## Dimensional Drawings



Fixture	A	B	Max. LEDs	Lbs
ODN-2-L	25"	22½"	84	53
ODN-3-L	30"	24"	84	74

With six interchangeable caps and spun shade styles, the **Oden - LED** offers architects, designers and engineers endless possibilities for a custom fixture to fit their unique application.

CAP 1 (C1)



CAP 2 (C2)



CAP 3 (C3)



HOUSING 1 (H1)



HOUSING 2 (H2)



HOUSING 3 (H3)



The **Oden - LEDs'** high-quality, durable construction makes it an ideal fixture for any application.

CAP 4 (C4)



CAP 5 (C5)



CAP 6 (C6)



HOUSING 4 (H4)



HOUSING 5 (H5)



HOUSING 6 (H6)



Model	Optics	Source	Milliamps	Kelvin	Voltage	Mounting	Finish	Cap/Shade	Options
ODN-2-L	Type I (T1)	# of LEDs 42 (42LC)	350 (3)	4000K *Neutral white (4K)	120-277 *Universal voltage (UNV)	Yoke Mount *Slips over 3"ØD tenon x 4" tall with special threaded mounting plate. (YM)	Bronze (BZ)	C1 (C1)	<u>Button Type Photocell</u> *Specify voltage (PC120) (PC208) (PC240) (PC277)  Dual Circuit (DC)  Cutoff Louver System (CLS)  0-10 V Dimming Driver *No controls (DIM)  Motion Sensor *Works with FSP-211 (WSC-8) 8' Mounting Height (WSC-20) 9-20' Mounting Height (WSC-40) 21-40' Mounting Height
	Type II (T2)	84 (84LC)	530 (5)	5500K *Cool white (55K)	480 (5)	Arm Mount Large (AML)	Black (BK)	C2 (C2)	
ODN-3-L	Type III (T3)	42 (42LC)			347 (8)	Wall Mount (WM)	White (WH)	C3 (C3)	
	Type IV (T4)	84 (84LC)					Sandstone (SN)	C4 (C4)	
	Type V (T5)						Weathered Brown (WB)	C5 (C5)	
	Type VW (T5W)						Silver Metallic (SL)	C6 (C6)	
							Verdigris (VD)	H1 (H1)	
							Forest Green (FG)	H2 (H2)	
							Custom Color (CC)	H3 (H3)	
								H4 (H4)	
								H5 (H5)	
								H6 (H6)	

LED - Light Emitting Diode

\*Input selection from this column in the form of: C1-H1

For more detailed information on mounting, wiring or installation instructions, please consult factory. If poles are not ordered with fixtures, please specify mounting requirements. This document contains proprietary information of Visionaire Lighting, LLC. Any use of this information requires the written approval of Visionaire Lighting, LLC. In keeping with our TQM policy of continuous improvement, Visionaire reserves the right to change any specifications contained herein without prior notice.

## Housing

- High-quality, one-piece spun aluminum shade and durable cast aluminum top cap; available in two housing sizes.
- All external hardware is stainless steel.
- One-piece, cast-aluminum door assembly with tool-less access.

## Thermal Management

- The **Oden - LED** provides excellent overall thermal management by maximizing the efficiency of the heat sink in the fixture. This enables the **Oden - LED** to withstand higher ambient temperatures and higher drive currents without degrading LED life.

## Optical System

- The highest lumen output **Evo/C LEDr** are utilized. Estimated life of the LEDs is 1000,000+ hours. Available with 6 IES distribution patterns. Available with up to 84 LEDs. The optical system qualifies as IES full cutoff to restrict light trespass, glare and light pollution for neighborhood-friendly lighting.
- CRI values are 70 for 4000K and 75 for 5500K.

## Quali-Guard® Finish

- Fixture components are chemically pretreated through a multiple-stage washer and finished with an electrostatically-applied, thermoset polyester powder coat textured paint with a 3 to 5 mils thickness. Finish is oven-baked at 400 °F for maximum adherence and finish hardness.
- Available in standard and custom colors.

## Mounting

- The **Oden - LED** mounts to a wide selection of decorative and custom mounting arms for both pole and wall mount applications (see Mounting Arms section of catalog).

## Electrical Assembly

- The **Oden - LED** is supplied with a high-performance LED driver, located in its cap, that accepts 120 V thru 480 V, 50 Hz to 60 Hz input. Power factor is 90%. Rated for -40 °F operation.
- High-low system offers motion control or factory preset switching options. Consult factory for specific details.
- 10 kV surge protector supplied as standard.


## Warranty

- Five (5) year Limited Warranty on entire system, including finish. For full warranty information, please visit [VisionaireLighting.com](http://VisionaireLighting.com).

## Options

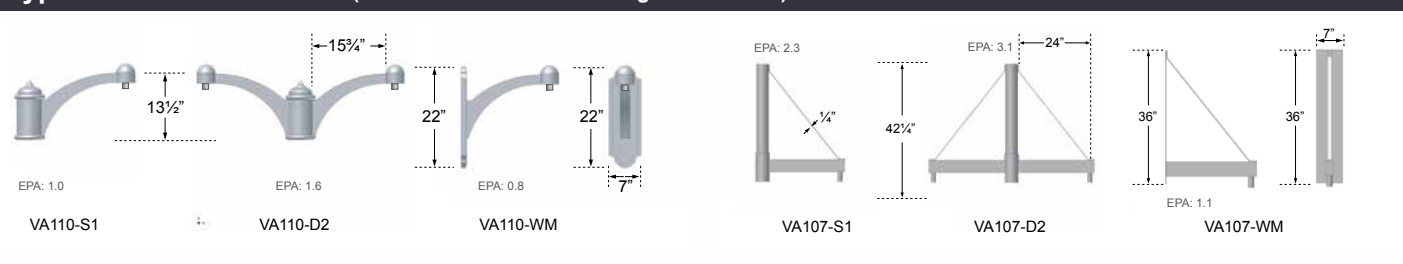
- Button type photocell
- Dual circuit
- Cutoff louver system
- 0-10 V dimming driver
- Motion Sensor

## Listings

- **Oden** is UL listed, suitable for wet locations.
- RoHS compliant.
- IP65.
- LM79.
- LM80.
- Powder Coated Tough™ 



## Typical Decorative Arms - (Additional Arms in Mounting Arm Section)



## EPA Data

Fixture	Fixture Only	Fixture with VA110-S1	2 Fixtures with VA110-D2	Fixture with VA107-S1	2 Fixtures with VA107-D2
<b>ODN-2-L</b>	1.2	2.2	4.1	3.5	5.6
<b>ODN-3-L</b>	2.6	3.6	6.6	4.9	8.3

## LED Data Chart for 5500K\*

# Bars	# LEDs	Output mA	Type 1	Type 2	Type 3	Type 4	Type 5	Type 5-W	System Watts	L70 Hours
1	42	350	4,224	4,335	4,129	4,192	4,386	4,554	46	150,000
		530	5,112	5,645	5,417	5,340	5,951	6,208	68	100,000
2	84	350	8,258	8,671	7,329	8,052	8,773	9,108	92	150,000
		530	10,070	11,291	10,986	10,681	11,902	12,417	136	100,000

Visit [www.VisionaireLighting.com](http://www.VisionaireLighting.com) for up-to-the-minute chart information, including types not listed here.

\* For 4000K multiply values by 0.90